


Low energy consumption surface Downlights. Great energy saving in general lighting applications. Integrated opal closing diffuser.

**Features:**

Injected aluminium housing and trim. Polycarbonate diffuser. Round and square format.



**Power**

LED 7W, 22W

**Beam**

120°

**Colour temperature**

3000K warm white - CRI  $\geq$  80

4000K neutral white - CRI  $\geq$  80

**Nominal lumen output**

Round 7W - 450lm, 22W - 1838lm

Square 7W - 426lm, 22W - 1821lm

**Control gear**

Electronic (EL)

**IP**

IP44

**Finishes**

White (33)

**Supply voltage**

220...240V, 50/60Hz

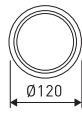
**Installation**

Surface

## Features

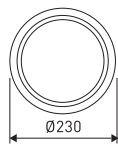


LED and control gear included



7W  
120°  
450 lm  
3000K **0250L/M183S/33**  
4000K **0250L/M184S/33**

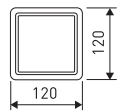
LED and control gear included



22W  
120°  
1838 lm  
3000K **0250L/M383S/33**  
4000K **0250L/M384S/33**

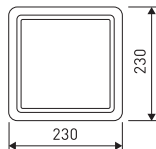


LED and control gear included



7W  
120°  
426 lm  
3000K **0450L/M183S/33**  
4000K **0450L/M184S/33**

LED and control gear included



22W  
120°  
1821 lm  
3000K **0450L/M383S/33**  
4000K **0450L/M384S/33**